




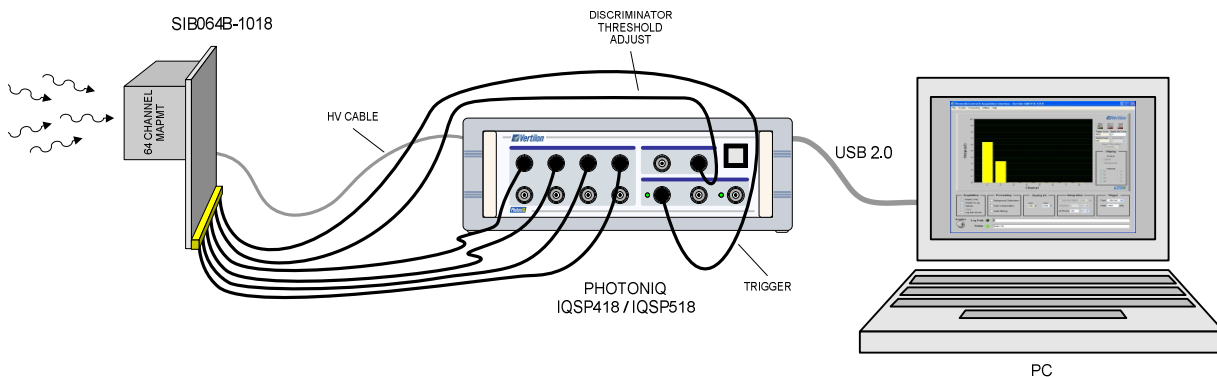
SIB064B-1018 Sensor Interface Board for Hamamatsu 64 Channel MAPMTs *Product Sheet*

Description

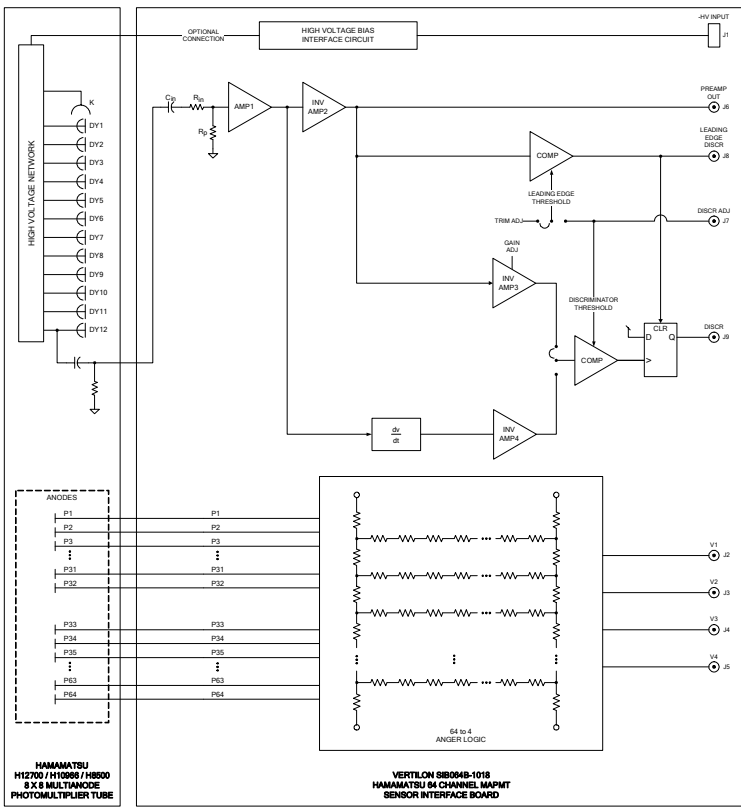
The SIB064B-1018 multianode photomultiplier tube interface board provides the mechanical and electrical connectivity between Hamamatsu's 64 channel MAPMTs and external signal processing electronics such as Vertilon's PhotoniQ multichannel data acquisition systems. The product is fully compatible with the Hamamatsu H12700, H10966, and H8500. The MAPMT is mounted to the bottom side of the SIB064B-1018 through 144 socket pins that connect the PMT's 64 anode signals and last dynode output to the board. The anode signals are routed to an on-board resistive anger logic circuit that generates four anger signal outputs. These outputs connect using four coaxial cables to Vertilon's PhotoniQ IQSP418 or IQSP518 multichannel data acquisition system where the charge from each is separately integrated, digitized, and sent to a PC for display or further signal processing. For applications utilizing the last dynode output of the MAPMT, the SIB064B-1018 includes a two stage high speed preamplifier whose output is available on an SMB connector. One of two on-board discriminators can be used with the last dynode signal to generate a trigger to the data acquisition system or other external electronics. The outputs from a leading edge and zero slope discriminator — which respectively generate trigger signals based on threshold and pulse peak — are available on SMB connectors. Several user adjustments are included for optimizing system gain and trigger thresholds for the discriminators. When using an H12700A, H10966A, or H8500C MAPMT, the negative high voltage bias to the PMT's cathode is supplied through its high voltage cable. This cable is compatible with the high voltage SHV output from the PhotoniQ. Alternatively, when using an H12700B, H10966B, or H8500D` MAPMT, four optional socket pins can be added to the board for direct connection of the PMT's high voltage input. In this case, the high voltage bias is supplied through the SIB064B-1018 on a specialized cable from the PhotoniQ.




Typical Setup



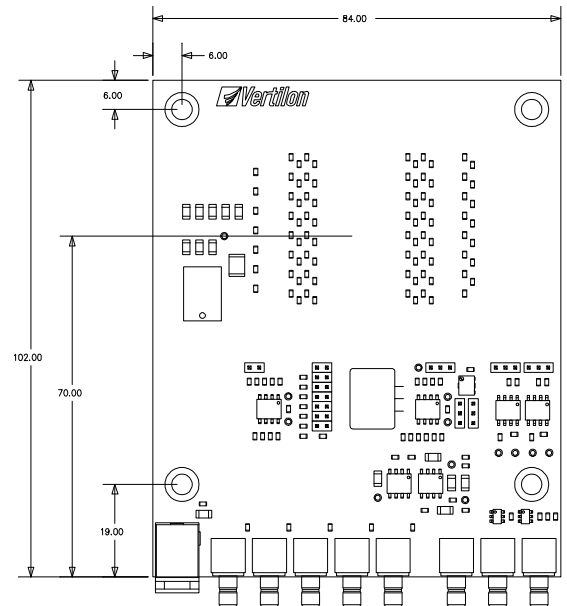
Functional Block Diagram



Anger Logic Circuit



Mechanical Data



Ordering Information

SIB064B-1018 is directly compatible with Vertilon PhotoniQ IQSP418 / IQSP518 expandable charge integrating data acquisition systems. PhotoniQ systems sold separately. See PhotoniQ User Manual for performance specifications.

SIB064B-1018 includes power supply and six SMB120 coaxial cables, SMB plug to BNC plug, 120 cm.

See SIB064B-1018 User Guide for complete specification.

See Hamamatsu H12700, H10966, and H8500 datasheets for specific device information.



Vertilon Corporation has made every attempt to ensure that the information in this document is accurate and complete. Vertilon assumes no liability for errors or for any incidental, consequential, indirect, or special damages including, without limitation, loss of use, loss or alteration of data, delays, lost profits or savings, arising from the use of this document or the products which it accompanies. Vertilon reserves the right to change its products without prior notice. No responsibility is assumed by Vertilon for any infringements of patents or other rights of third parties which may result from the use of its products. No license is granted by implication or otherwise under the patent and proprietary information rights of Vertilon Corporation.

© 2018 Vertilon Corporation, ALL RIGHTS RESERVED

PS2738.1.1 Jul 2018

Vertilon Corporation, 66 Tadmuck Road, Westford, MA 01886 / Tel: (978) 692-7070 / Fax: (978) 692-7010 / www.vertilon.com